



**SMALL SIZE:**  
40W / 70W / 100W

**MEDIUM SIZE:**  
150W / 200W

**LARGE SIZE:**  
250W / 300W

## Product Overview

The GKOAL04 Area Light series is the compact, efficient, cost-effective approach to LED area lighting, providing great operating performance in a functional, low-profile design for parking lots and commercial lighting applications.



## Key Features

### CONSTRUCTION:

- Rugged single-piece, die-cast aluminum housing with integral heat sink fins.
- Housing has direct contact with the driver to help maintain low temperature and long lifespan.
- 3G vibration rated per ANSI C136.31, low EPA (0.48ft for 300W).
- Housing is completely sealed against moisture and environmental contaminants.

### OPTICS:

- Type III, IV, V light distribution available.
- Light engines are available in standard 4000K and 5000K configurations.
- A wide range of lumen options available from 5,360 to 42,000 Lumens, replaces up to 1,000W metal halide.
- Impact and UV-resistant polycarbonate lens is precisely designed to give a specific light distribution, maximizing efficiency and application spacing.
- Optional backlight control is available for minimizing lighting spillover in order to comply with local ordinances.

### ELECTRICAL:

- Universal 120-277V or 347-480V input voltage.
- 10KV surge protection for 120-277V and 20KV surge protection for 347-480V.
- 1-10V dimming driver(s) as default.
- THD: ≤20%, Power Factor: ≥90%.

### CONTROLS:

- Optional twist-lock photocell - P0 120-277V, P3 347V, or P4 480V.
- Bluetooth networked controls that are DLC NLC qualified, utilizing a Bluetooth SIG mesh network operated with iOS, Android, and web, optional for 150W and above.

### INSTALLATION:

- Suitable for mounting heights ranging from 20'-50' in area lighting applications.
- Round pole, square pole, slipfitter and wall mount are available.
- Designed to be suitable for installation by only one person.

### WARRANTY:

- 5 Year Limited Warranty.

### LISTINGS:

- DesignLights Consortium® (DLC) Premium qualified.
- UL listed for wet locations.
- Rated for ambient operating temperature -40°F to 113°F (-40°C to 45°C).

# Performance Data








## Lumen Output

System Watts	Voltage	Distribution Type	4000K(70CRI)		5000K(70CRI)	
			Lumens	Efficacy	Lumens	Efficacy
40W	120-277V	3	5400lm	135lm/W	5500lm	138lm/W
	120-277V	4	5360lm	134lm/W	5480lm	137lm/W
	120-277V	5	5600lm	140lm/W	5720lm	143lm/W
45W	347-480V	3	5900lm	131lm/W	6000lm	133lm/W
	347-480V	4	5850lm	130lm/W	5940lm	132lm/W
	347-480V	5	6120lm	136lm/W	6210lm	138lm/W
70W	120-277V	3	9500lm	136lm/W	9600lm	137lm/W
	120-277V	4	9310lm	133lm/W	9450lm	135lm/W
	120-277V	5	9730lm	139lm/W	9800lm	140lm/W
75W	347-480V	3	9800lm	131lm/W	10000lm	133lm/W
	347-480V	4	9750lm	130lm/W	9900lm	132lm/W
	347-480V	5	10200lm	136lm/W	10350lm	138lm/W
100W	120-277V	3	13500lm	135lm/W	13800lm	138lm/W
	120-277V	4	13200lm	132lm/W	13300lm	133lm/W
	120-277V	5	13800lm	138lm/W	13900lm	139lm/W
150W	120-277V	3	20500lm	137lm/W	20800lm	139lm/W
	347-480V	3	21000lm	140lm/W	21300lm	143lm/W
	120-277V/347-480V	4	19800lm	132lm/W	20000lm	133lm/W
	120-277V	5	20500lm	137lm/W	20800lm	139lm/W
	347-480V	5	21000lm	140lm/W	21000lm	140lm/W
200W	120-277V	3	25500lm	128lm/W	26000lm	130lm/W
	347-480V	3	25500lm	128lm/W	26000lm	130lm/W
	120-277V/347-480V	4	24600lm	123lm/W	24800lm	124lm/W
	120-277V/347-480V	5	25500lm	128lm/W	26000lm	130lm/W
250W	120-277V/347-480V	3	34000lm	136lm/W	34500lm	138lm/W
	120-277V/347-480V	4	33250lm	133lm/W	33750lm	135lm/W
	120-277V/347-480V	5	34750lm	139lm/W	35250lm	141lm/W
300W	120-277V	3	40500lm	135lm/W	41000lm	137lm/W
	347-480V	3	41500lm	138lm/W	42000lm	140lm/W
	120-277V/347-480V	4	39600lm	132lm/W	39900lm	133lm/W
	120-277V	5	40500lm	135lm/W	41000lm	137lm/W
	347-480V	5	41500lm	138lm/W	42000lm	140lm/W

## BUG Rating

System Watts	Voltage	Distribution Type	B	U	G
40W	120-277V	3	1	0	1
45W	347-480V	3	1	0	1
70W	120-277V	3	2	0	2
75W	347-480V	3	2	0	2
100W	120-277V	3	2	0	2
150W	120-277V/347-480V	3	3	0	3
200W	120-277V/347-480V	3	3	0	3
250W	120-277V/347-480V	3	4	0	4
300W	120-277V/347-480V	3	4	0	4

## EPA of Area Light

							
	1	2 @90°	2 @120°	2 @180°	3 @90°	3 @120°	4 @90°
40W/70W/100W	0.3413	0.5929	0.7983	0.6826	1.0239	1.0499	1.0239
150W/200W	0.423	0.735	0.873	0.846	1.158	1.185	1.158
250W/300W	0.4759	0.7889	1.0581	0.9518	1.2648	1.3711	1.2648

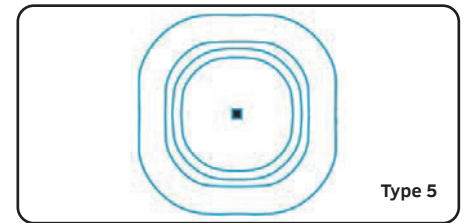
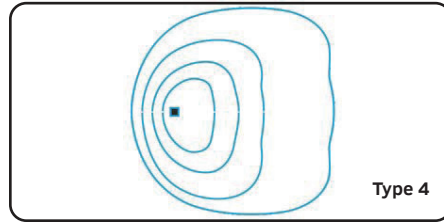
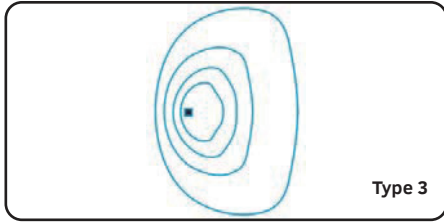
# Lighting Distribution

GKOLED offers a complete set of optical systems to meet every site lighting requirement. These systems provide remarkable flexibility in precisely matching light distribution patterns to specific site requirements.

Type 3 optics produce an asymmetrical pattern that directs the majority of the light forward and equally on both sides of the luminaire. In a back-to-back configuration, it creates a rectangular pattern which can extend pole spacings.

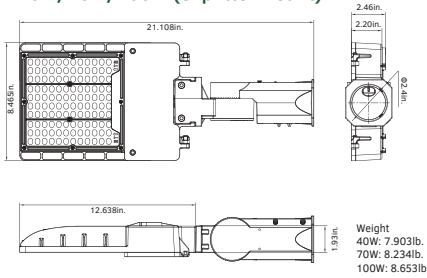
Type 4 is suitable for applications where light is primarily required forward with minimal backlight. Typical installations include perimeter poles.

Type 5 optics produce a symmetrical square distribution pattern that distributes light equally on all sides of the luminaire. Type 5 luminaires are universal for most area lighting applications.

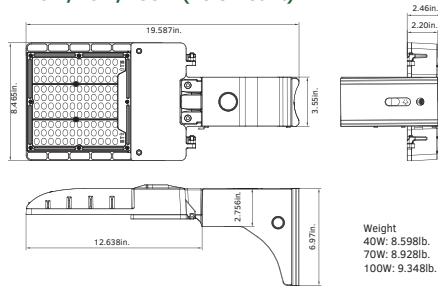


# Dimensions & Weight

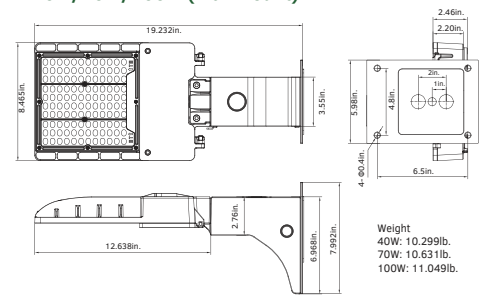
## 40W/70W/100W (Slipfitter Mount)



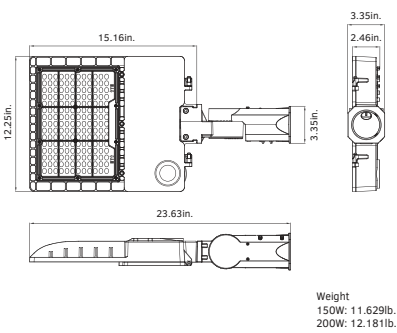
## 40W/70W/100W (Pole Mount)



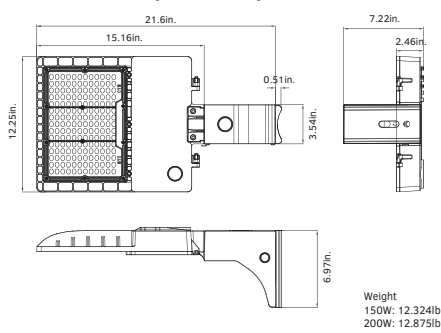
## 40W/70W/100W (Wall Mount)



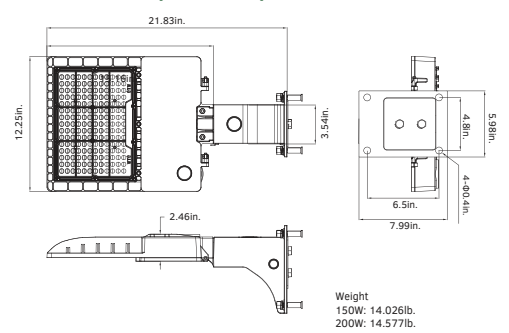
## 150W/200W (Slipfitter Mount)



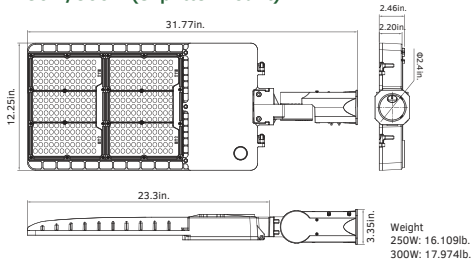
## 150W/200W (Pole Mount)



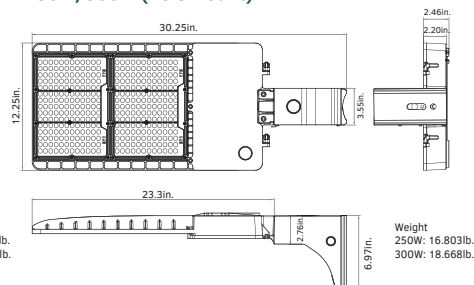
## 150W/200W (Wall Mount)



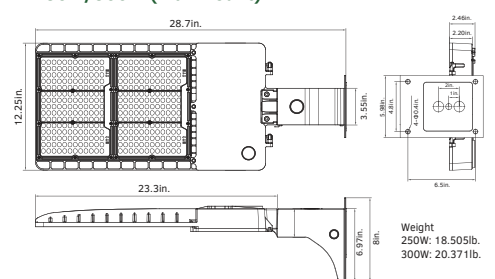
## 250W/300W (Slipfitter Mount)



## 250W/300W (Pole Mount)

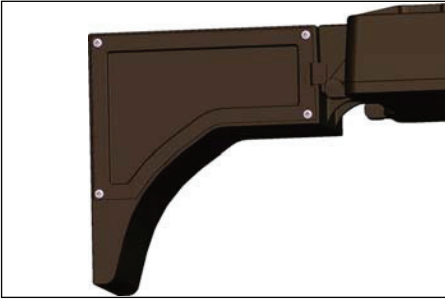


## 250W/300W (Wall Mount)

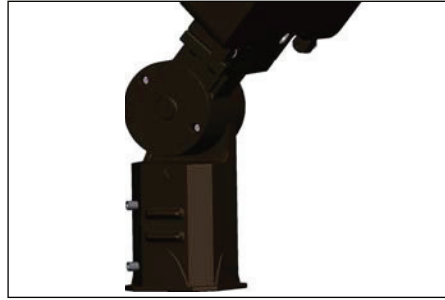


# Mounting Information

## Mounting Options



**Pole Mount (4" and 5" Square and Round poles)**  
Standard versatile mounting arm is simple to install and can be used with existing poles for retrofit installations.



**Slipfitter Mount**  
An optional cast aluminum mast arm adaptor secures fixture head to nominal 2" (2-3/8" O.D. pipe size) horizontal steel tenon arm.



**Wall Mount**  
Wall Mount is easy to install for direct wall mounting with 1/2" conduit wiring or standard J-box mounting.

## Mounting Accessories

Round Pole Connecting Plate • For square mount to be fixed to a round pole		
<p>Square pole Luminaire</p>	<p>Round pole 5" O.D. Connecting piece Luminaire</p>	<p><b>Drilling Template</b></p> <p>1-1/4" (32mm) 1" (25mm) 1-1/4" (32mm) 3-7/16" (86mm) 9/16" DIA. HOLE 9/16" HOLE</p>

## Additional Accessories

POLE BRACKET • For mounting one fixture on an existing pole			
<p>2 3/8 in. 3 in. 3.5 in. 7.228 in.</p>	<p><b>4" Square Pole Mount with 2-3/8" O.D. Tenon</b> NO. 4SQ-SP-D FINISH: Dark Bronze USE: For use with square, non-tapered steel and aluminum poles. Furnished with four 5/16" hex head stainless-steel bolts. Vertical tenon measures 2-3/8" O.D., and is made of steel tubing. Fixtures mounted to this bracket can be adjusted both vertically and horizontally.</p>	<p>2 3/8 in. 4 in. 4.2 in. 8.76 in.</p>	<p><b>4" Round Pole Mount with 2-3/8" O.D. Tenon</b> NO. 4SQR-SP-D FINISH: Dark Bronze USE: For use with round, non-tapered steel and aluminum poles. Furnished with three 3/8" hex head stainless-steel bolts. Vertical tenon measures 2-3/8" O.D., and is made of steel tubing. Fixtures mounted to this bracket can be adjusted both vertically and horizontally.</p>
<p>2 3/8 in. 3 in. 4.5 in. 7.228 in.</p>	<p><b>5" Square Pole Mount with 2-3/8" O.D. Tenon</b> NO. 5SQ-SP-D FINISH: Dark Bronze USE: For use with square, non-tapered steel and aluminum poles. Furnished with four 5/16" hex head stainless-steel bolts. Vertical tenon measures 2-3/8" O.D., and is made of steel tubing. Fixtures mounted to this bracket can be adjusted both vertically and horizontally.</p>	<p>2 3/8 in. 4 in. 5.19 in. 8.76 in.</p>	<p><b>5" Round Pole Mount with 2-3/8" O.D. Tenon</b> NO. 5SQR-SP-D FINISH: Dark Bronze USE: For use with round, non-tapered steel and aluminum poles. Furnished with three 3/8" hex head stainless-steel bolts. Vertical tenon measures 2-3/8" O.D., and is made of steel tubing. Fixtures mounted to this bracket can be adjusted both vertically and horizontally.</p>
<p>6.08 in. 4.28 in. 2.48 in. 4 in.</p>	<p><b>2-3/8" O.D. Tenon Mount Adaptor for Yoke Fixtures</b> NO. SP-TR-D FINISH: Dark Bronze USE: The 2-3/8" O.D. Tenon Mount Adaptor for Yoke Fixtures is designed to mount GKOLED light fixtures that are equipped with a yoke mount onto a 2-3/8" O.D. tenon. It may be utilized with the GKOLED flood light series of light fixture.</p>		<p><b>Angle Adjustment Adaptor</b> NO. SQA-AL04DA FINISH: Dark Bronze USE: This durable bracket is engineered as a versatile mounting option. Made from die-cast aluminum, it allows for optimal positioning of the light fixture to maximize the light effectiveness both vertically and horizontally.</p>
WALL BRACKET • Attaches to any flat surface • Provides wiring access		Mid-Pole Tenon Bracket	
<p>2 3/8 in. 4 in. 7.76 in. 6 in.</p>	<p><b>90° Wall Mount Bracket with 2-3/8" O.D. Tenon</b> NO. WM-SP-D FINISH: Dark Bronze USE: The 90° Wall Mount Bracket with 2-3/8" Tenon attaches a GKOLED flood light to almost any surface, wall, roof, or wood pole. Provides wiring access and a built-in 2-3/8" O.D. tenon to mount a fixture with our adjustable slipfitter. Suggested 3/8" diameter bolts for mounting. Mounting holes are spaced 3-1/4" apart.</p>	<p>7.28 in. 7.088 in. 3.94 in. 2 3/8 in.</p>	<p><b>2-3/8" O.D. Horizontal Tenon Mid-Pole Bracket</b> NO. SQ-SP-D FINISH: Dark Bronze USE: The 2-3/8" O.D. Horizontal Tenon Mid-Pole Bracket is designed to mount a light fixture that is equipped with an adjustable slipfitter onto a 2-3/8" O.D. horizontal tenon.</p>

# Additional Accessories

Round External Mount Horizontal Tenon		• To mount 2, 3, or 4 fixtures on an existing pole	
	<p>Double 90° Horizontal Tenon Adaptor NO. R60-SP2-90-D FINISH: Dark Bronze USE: The Bracket is designed to mount over a 2-3/8" (60mm) O.D. vertical tenon. Two fixtures can be mounted to the Round External Mount Horizontal Tenon and adjusted horizontally.</p>		<p>Triple 120° Horizontal Tenon Adaptor NO. R60-SP3-120-D FINISH: Dark Bronze USE: The Bracket is designed to mount over a 2-3/8" (60mm) O.D. vertical tenon. Three fixtures can be mounted to the Round External Mount Horizontal Tenon and adjusted horizontally.</p>
	<p>Double 180° Horizontal Tenon Adaptor NO. R60-SP2-180-D FINISH: Dark Bronze USE: The Bracket is designed to mount over a 2-3/8" (60mm) O.D. vertical tenon. Two fixtures can be mounted to the Round External Mount Horizontal Tenon and adjusted horizontally.</p>		<p>Quad 90° Horizontal Tenon Adaptor NO. R60-SP4-90-D FINISH: Dark Bronze USE: The Bracket is designed to mount over a 2-3/8" (60mm) O.D. vertical tenon. Four fixtures can be mounted to the Round External Mount Horizontal Tenon and adjusted horizontally.</p>
	<p>Triple 90° Horizontal Tenon Adaptor NO. R60-SP3-90-D FINISH: Dark Bronze USE: The Bracket is designed to mount over a 2-3/8" (60mm) O.D. vertical tenon. Three fixtures can be mounted to the Round External Mount Horizontal Tenon and adjusted horizontally.</p>		

# Ordering Information

Area Light Series GKOAL04						Example:GKOAL0470W27V50KDPOSQT3S			
Fixture Type	Wattage	Voltage	CCT	Finish	Photocell (Optional)	Mounting	Photometry	Surge Protection (Optional)	
<input type="text"/>	<input type="text"/>	<input type="text"/>	<input type="text"/>	<input type="text"/>	<input type="text"/>	<input type="text"/>	<input type="text"/>	<input type="text"/>	<input type="text"/>
<b>GKOAL04</b>	40W 70W 100W 45W 75W	27V 120-277V 48V 347-480V	40K 4000K 50K 5000K	D Dark Bronze B Black W White SG Silver Gray	P0 120-277V Photocell P3 347V Photocell P4 480V Photocell Blank Without Photocell	SQ Square Pole Mount SP Slipfitter Mount WM Wall Mount	T3 Type III Photometry T4 Type IV Photometry T5 Type V Photometry	S Surge Protection Blank No Surge Protection	

Area Light Series GKOAL04						Example:GKOAL04300W27V50KDPOSPT3				
Fixture Type	Wattage	Voltage	CCT	Finish	Photocell (Optional)	Mounting	Photometry			
<input type="text"/>	<input type="text"/>	<input type="text"/>	<input type="text"/>	<input type="text"/>	<input type="text"/>	<input type="text"/>	<input type="text"/>	<input type="text"/>	<input type="text"/>	
<b>GKOAL04</b>	150W 200W 250W 300W	27V 120-277V 48V 347-480V	40K 4000K 50K 5000K	D Dark Bronze B Black W White SG Silver Gray	P0 120-277V Photocell P3 347V Photocell P4 480V Photocell Blank Without Photocell	SQ Square Pole Mount SP Slipfitter Mount WM Wall Mount	T3 Type III Photometry T4 Type IV Photometry T5 Type V Photometry			

Note: 1. Not all product variations listed on this page are DLC qualified. Visit [www.designlights.org](http://www.designlights.org) to confirm qualification.  
2. Dark bronze is the default color in stock. All other colors are special order and may require additional lead time and charges.