



MEDIUM SIZE:
100W / 150W / 200W



LARGE SIZE
240W / 300W / 350W

Product Overview

Series GKOALG6 Area Lights are an energy-efficient replacement for a traditional metal halide area light, up to 1,000W. Featuring premium quality components for optimal performance, they deliver uniform, energy conscious illumination to parking lots and commercial lighting applications. Additionally, they are covered by a 10-year limited warranty.



Key Features

CONSTRUCTION:

- Rugged single-piece, die-cast aluminum housing with integral heat sink fins.
- Housing has direct contact with the driver to help maintain low temperature and long lifespan.
- 3G vibration rated per ANSI C136.31, low EPA (0.56ft for 350W).
- Housing is completely sealed against moisture and environmental contaminants.

OPTICS:

- Type III, IV, V light distribution available.
- Light engines are available in standard 4000K and 5000K configurations.
- A wide range of lumen options available from 14,200 to 51,000 Lumens, replaces up to 1,000W metal halide.
- Impact and UV-resistant polycarbonate lens is precisely designed to give a specific light distribution, maximizing efficiency and application spacing.
- Optional backlight and full glare shield are available for minimizing lighting spillover in order to comply with local ordinances.

ELECTRICAL:

- Universal 120-277V or 347-480V input voltage.
- 10KV surge protection for 120-277V and 20KV surge protection for 347-480V.
- 1-10V dimming driver(s) as default.
- THD: ≤20%, Power Factor: ≥90%.

CONTROLS:

- Optional multi-level motion sensor - BRI823 or BRI619.
- Optional twist-lock photocell for additional energy savings - P0 120-277V, P3 347V, or P4 480V.

INSTALLATION:

- Suitable for mounting heights ranging from 26'-45' in area lighting applications.
- Round pole, square pole, slipfitter and wall mount are available.
- Designed to be suitable for installation by only one person.

WARRANTY:

- 10 Year Limited Warranty.

LISTINGS:

- DesignLights Consortium® (DLC) Premium qualified.
- UL listed for wet locations.
- Rated for ambient operating temperature -40°F to 113°F (-40°C to 45°C).

Performance Data








Lumen Output

Series / Watts	Voltage	Distribution Type	4000K(70CRI)		5000K(70CRI)	
			Lumens	Efficacy	Lumens	Efficacy
GKOALG6 / 100W	120-277V / 347-480V	3	14200lm	142lm/W	14200lm	142lm/W
	120-277V / 347-480V	4	14200lm	142lm/W	14200lm	142lm/W
	120-277V / 347-480V	5	14800lm	148lm/W	14800lm	148lm/W
GKOALG6 / 150W	120-277V / 347-480V	3	21200lm	141lm/W	21200lm	141lm/W
	120-277V / 347-480V	4	21200lm	141lm/W	21200lm	141lm/W
	120-277V / 347-480V	5	22200lm	148lm/W	22200lm	148lm/W
GKOALG6 / 200W	120-277V / 347-480V	3	28000lm	140lm/W	28000lm	140lm/W
	120-277V / 347-480V	4	28000lm	140lm/W	28000lm	140lm/W
	120-277V / 347-480V	5	28800lm	144lm/W	28800lm	144lm/W
GKOALG6 / 240W	120-277V / 347-480V	3	34000lm	142lm/W	34000lm	142lm/W
	120-277V / 347-480V	4	34000lm	142lm/W	34000lm	142lm/W
	120-277V / 347-480V	5	35500lm	148lm/W	35500lm	148lm/W
GKOALG6 / 300W	120-277V / 347-480V	3	42500lm	142lm/W	42500lm	142lm/W
	120-277V / 347-480V	4	42500lm	142lm/W	42500lm	142lm/W
	120-277V / 347-480V	5	43700lm	146lm/W	43700lm	146lm/W
GKOALG6 / 350W	120-277V / 347-480V	3	50000lm	143lm/W	50000lm	143lm/W
	120-277V / 347-480V	4	50000lm	143lm/W	50000lm	143lm/W
	120-277V / 347-480V	5	51000lm	146lm/W	51000lm	146lm/W

BUG Rating

Series / Watts	Voltage	Distribution Type	B	U	G
GKOALG6 / 100W	120-277V/347-480V	3	2	0	2
GKOALG6 / 150W	120-277V/347-480V	3	3	0	3
GKOALG6 / 200W	120-277V/347-480V	3	3	0	3
GKOALG6 / 240W	120-277V/347-480V	3	3	0	4
GKOALG6 / 300W	120-277V/347-480V	3	3	0	4
GKOALG6 / 350W	120-277V/347-480V	3	3	0	5

EPA

							
	1	2 @ 90°	2 @ 120°	2 @ 180°	3 @ 90°	3 @ 120°	4 @ 90°
100W/150W/200W	0.4418	0.7145	0.8813	0.8836	1.0548	1.0135	1.0548
240W/300W/350W	0.5614	0.8471	1.1050	1.1228	1.2940	1.2503	1.2940

Electrical Data

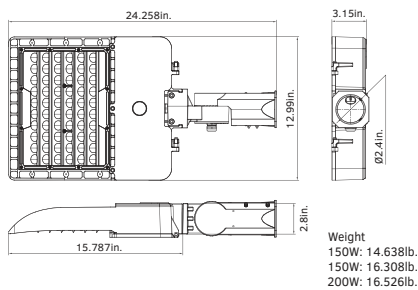
Number of Drivers	Driver Current (mA)	Nominal Power (W)	Input Voltage (V)	Current (Amps)
1	2600	100	120	0.83
		100	208	0.48
		100	240	0.42
		100	277	0.36
		100	347	0.29
		100	480	0.21

Electrical Data of Series GKOALG6 Area Light

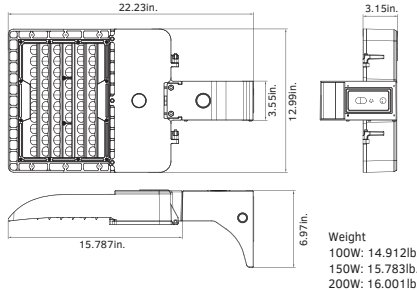
Number of Drivers	Driver Current (mA)	Nominal Power (W)	Input Voltage (V)	Current (Amps)
1	3850	150	120	1.25
		150	208	0.72
		150	240	0.63
		150	277	0.54
		150	347	0.43
		150	480	0.31
1	5100	200	120	1.67
		200	208	0.96
		200	240	0.83
		200	277	0.72
		200	347	0.58
		200	480	0.42
1	6300	240	120	2.00
		240	208	1.15
		240	240	1.00
		240	277	0.87
		240	347	0.69
		240	480	0.50
1	6000	300	120	2.50
		300	208	1.44
		300	240	1.25
		300	277	1.08
		300	347	0.86
		300	480	0.63
1	5800	350	120	2.92
		350	208	1.68
		350	240	1.46
		350	277	1.26
		350	347	1.01
		350	480	0.73

Dimensions & Weight

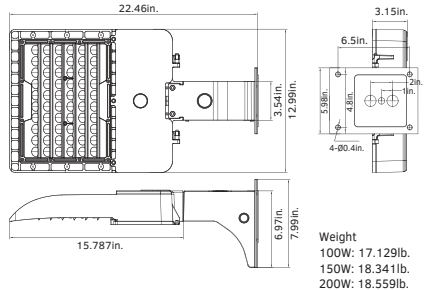
100W/150W/200W (Slipfitter Mount)



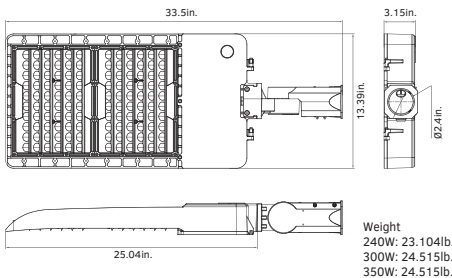
100W/150W/200W (Pole Mount)



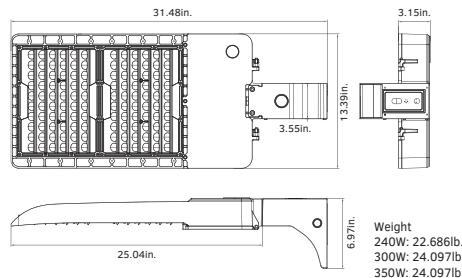
100W/150W/200W (Wall Mount)



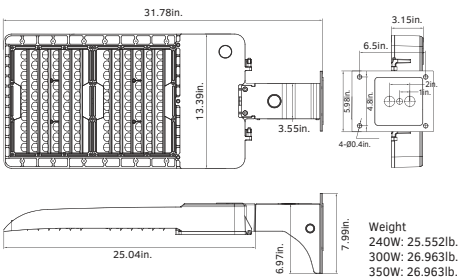
240W/300W/350W (Slipfitter Mount)



240W/300W/350W (Pole Mount)



240W/300W/350W (Wall Mount)



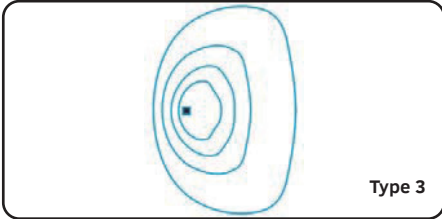
Lighting Distribution

GKOLED offers a complete set of optical systems to meet every site lighting requirement. These systems provide remarkable flexibility in precisely matching light distribution patterns to specific site requirements.

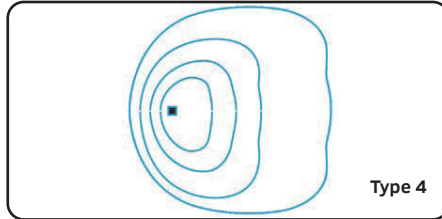
Type 3 optics produce an asymmetrical pattern that directs the majority of the light forward and equally on both sides of the luminaire. In a back-to-back configuration, it creates a rectangular pattern which can extend pole spacings.

Type 4 is suitable for applications where light is primarily required forward with minimal backlight. Typical installations include perimeter poles.

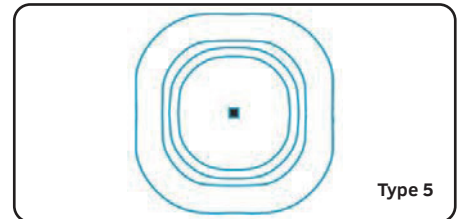
Type 5 optics produce a symmetrical square distribution pattern that distributes light equally on all sides of the luminaire. Type 5 luminaires are universal for most area lighting applications.



Type 3



Type 4



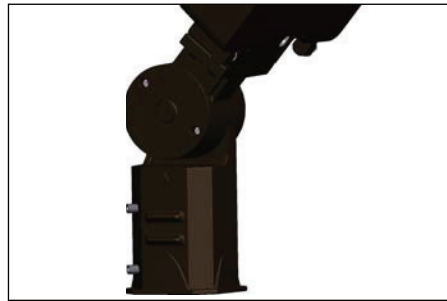
Type 5

Mounting Information

Mounting Options



Pole Mount (4" and 5" Square and Round poles)
Standard versatile mounting arm is simple to install and can be used with existing poles for retrofit installations.



Slipfitter Mount
An optional cast aluminum mast arm adaptor secures fixture head to nominal 2" (2-3/8" O.D. pipe size) horizontal steel tenon arm.



Wall Mount
Wall Mount is easy to install for direct wall mounting with 1/2" conduit wiring or standard J-box mounting.

Mounting Accessories

ROUND POLE CONNECTING PLATE • For square mount to be fixed to a round pole		
<p>Square pole Luminaire</p>	<p>Round pole 5" O.D. Connecting piece Luminaire</p>	<p>Drilling Template</p> <p>1-1/4" 1" 1-1/4" 3-7/16" 9/16" DIA. HOLE 9/16" HOLE</p>

Additional Accessories

POLE BRACKET • For mounting one fixture on an existing pole			
<p>2 3/8 in. 3 in. 3.5 in. 7.228 in.</p>	<p>4" Square Pole Mount with 2-3/8" O.D. Tenon NO. 4SQ-SP-D FINISH: Dark Bronze USE: For use with square, non-tapered steel and aluminum poles. Furnished with four 5/16" hex head stainless-steel bolts. Vertical tenon measures 2-3/8" O.D., and is made of steel tubing. Fixtures mounted to this bracket can be adjusted both vertically and horizontally.</p>	<p>2 3/8 in. 4 in. 8.76 in.</p>	<p>4" Round Pole Mount with 2-3/8" O.D. Tenon NO. 4SQR-SP-D FINISH: Dark Bronze USE: For use with round, non-tapered steel and aluminum poles. Furnished with three 3/8" hex head stainless-steel bolts. Vertical tenon measures 2-3/8" O.D., and is made of steel tubing. Fixtures mounted to this bracket can be adjusted both vertically and horizontally.</p>

POLE BRACKET • For mounting one fixture on an existing pole			
	<p>5" Square Pole Mount with 2-3/8" O.D. Tenon NO. 5SQ-SP-D FINISH: Dark Bronze USE: For use with square, non-tapered steel and aluminum poles. Furnished with four 5/16" hex head stainless-steel bolts. Vertical tenon measures 2-3/8" O.D., and is made of steel tubing. Fixtures mounted to this bracket can be adjusted both vertically and horizontally.</p>		<p>5" Round Pole Mount with 2-3/8" O.D. Tenon NO. 5RQ-SP-D FINISH: Dark Bronze USE: For use with round, non-tapered steel and aluminum poles. Furnished with three 3/8" hex head stainless-steel bolts. Vertical tenon measures 2-3/8" O.D., and is made of steel tubing. Fixtures mounted to this bracket can be adjusted both vertically and horizontally.</p>
	<p>2-3/8" O.D. Tenon Mount Adaptor for Yoke Fixtures NO. SP-TR-D FINISH: Dark Bronze USE: The 2-3/8" O.D. Tenon Mount Adaptor for Yoke Fixtures is designed to mount GKOLED light fixtures that are equipped with a yoke mount onto a 2-3/8" O.D. tenon. It may be utilized with the GKOLED flood light series of light fixture.</p>		<p>Angle Adjustment Adaptor NO. SQA-ALDA FINISH: Dark Bronze USE: This durable bracket is engineered as a versatile mounting option. Made from die-cast aluminum, it allows for optimal positioning of the light fixture to maximize the light effectiveness both vertically and horizontally.</p>
WALL BRACKET • Attaches to any flat surface • Provides wiring access		MID-POLE TENON BRACKET	
	<p>90° Wall Mount Bracket with 2-3/8" O.D. Tenon NO. WM-SP-D FINISH: Dark Bronze USE: The 90° Wall Mount Bracket with 2-3/8" Tenon attaches a GKOLED flood light to almost any surface, wall, roof, or wood pole. Provides wiring access and a built-in 2-3/8" O.D. tenon to mount a fixture with our adjustable slipfitter. Suggested 3/8" diameter bolts for mounting. Mounting holes are spaced 3-1/4" apart.</p>		<p>2-3/8" O.D. Horizontal Tenon Mid-Pole Bracket NO. SQ-SP-D FINISH: Dark Bronze USE: The 2-3/8" O.D. Horizontal Tenon Mid-Pole Bracket is designed to mount a light fixture that is equipped with an adjustable slipfitter onto a 2-3/8" O.D. horizontal tenon.</p>
ROUND EXTERNAL MOUNT HORIZONTAL TENON • To mount 2, 3, or 4 fixtures on an existing pole			
	<p>Double 90° Horizontal Tenon Adaptor NO. R60-SP2-90-D FINISH: Dark Bronze USE: The Bracket is designed to mount over a 2-3/8" (60mm) O.D. vertical tenon. Two fixtures can be mounted to the Round External Mount Horizontal Tenon and adjusted horizontally.</p>		<p>Triple 120° Horizontal Tenon Adaptor NO. R60-SP3-120-D FINISH: Dark Bronze USE: The Bracket is designed to mount over a 2-3/8" (60mm) O.D. vertical tenon. Three fixtures can be mounted to the Round External Mount Horizontal Tenon and adjusted horizontally.</p>
	<p>Double 180° Horizontal Tenon Adaptor NO. R60-SP2-180-D FINISH: Dark Bronze USE: The Bracket is designed to mount over a 2-3/8" (60mm) O.D. vertical tenon. Two fixtures can be mounted to the Round External Mount Horizontal Tenon and adjusted horizontally.</p>		<p>Quad 90° Horizontal Tenon Adaptor NO. R60-SP4-90-D FINISH: Dark Bronze USE: The Bracket is designed to mount over a 2-3/8" (60mm) O.D. vertical tenon. Four fixtures can be mounted to the Round External Mount Horizontal Tenon and adjusted horizontally.</p>
	<p>Triple 90° Horizontal Tenon Adaptor NO. R60-SP3-90-D FINISH: Dark Bronze USE: The Bracket is designed to mount over a 2-3/8" (60mm) O.D. vertical tenon. Three fixtures can be mounted to the Round External Mount Horizontal Tenon and adjusted horizontally.</p>		

Accessories



BRI823

MULTI-LEVEL MOTION SENSOR
Optional multi-level motion sensor detects occupancy in an area for additional energy savings (120-277V).



BRI619

MULTI-LEVEL MOTION SENSOR
Optional multi-level motion sensor detects occupancy in an area for additional energy savings (347-480V).



TWIST-LOCK PHOTOCELL
Optional twist-lock photocell adds dusk to dawn function for additional energy savings.

Glare Shields

An optional backlight control provides reduced light spillover and increased visual comfort without compromising performance.



Ordering Information

Area Light Series GKOALG6						Example: GKOALG6300W27V50KDP0SPT3			
Fixture Type	Wattage	Voltage	CCT	Finish	Photocell (Optional)	Sensor (Optional)	Mounting	Photometry	
GKOAL06	100W	27V 120-277V	40K 4000K	D Dark Bronze	P0 120-277V Photocell	M 120-277V Sensor	SQ Square Pole Mount	T3 Type III Photometry	
	150W	48V 347-480V	50K 5000K	B Black	P3 347V Photocell	Blank Without Sensor	SP Slipfitter Mount	T4 Type IV Photometry	
	200W			W White	P4 480V Photocell		WM Wall Mount	T5 Type V Photometry	
	240W			SG Silver Gray	Blank Without Photocell				
	300W								
	350W								

Note: Not all product variations listed on this page are DLC qualified. Visit www.designlights.org to confirm qualification.